



KEY FEATURES

- Designed for a wide range of marine and industrial applications
- Optimized thermal management of electronics for longevity
- Field serviceable light engines, power supply, and housing elements
- Approved for through-wiring of several units on a single circuit
- Built-in junction area for simplified termination
- 8 mounting options for installation flexibility
- Available in 90+ CRI

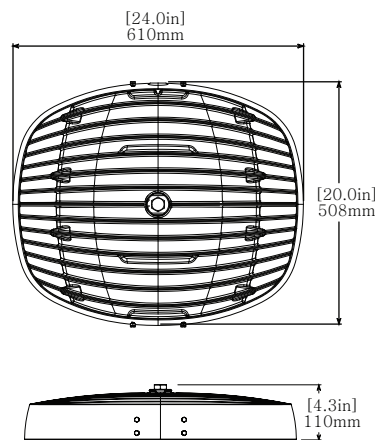


TECHNICAL SPECIFICATIONS / MAXIMUM RATINGS

HOUSING	Copper Free Aluminum and Polycarbonate Lens																					
MOUNTING	See Pages 3 and 4 for MOUNTING OPTIONS																					
INPUT VOLTAGE	AC: 120-277VAC HV: 347-480VAC (50/60Hz)																					
POWER (TYP)	See CHART on Page 2																					
CURRENT (TYP)	See CHART on Page 2																					
CONNECTIONS	2x 3/4" NPT																					
DIMMING	0-10V Dimmable, Class 1 Wiring See CHART on Page 2																					
TEMPERATURE RANGE	<table border="0"> <tr> <td>AR20H Models:</td> <td>-40°C to +53°C (AC)</td> <td>to +48°C (HV)</td> </tr> <tr> <td>AR25H Models:</td> <td>-40°C to +53°C (AC)</td> <td>to +48°C (HV)</td> </tr> <tr> <td>AR30H Models:</td> <td>-40°C to +53°C (AC)</td> <td>to +48°C (HV)</td> </tr> <tr> <td>AR35H Models:</td> <td>-40°C to +49°C (AC)</td> <td>to +40°C (HV)</td> </tr> <tr> <td>AR40H Models:</td> <td>-40°C to +49°C (AC)</td> <td>to +40°C (HV)</td> </tr> <tr> <td>AR45H Models:</td> <td>-40°C to +42°C (AC)</td> <td>to +40°C (HV)</td> </tr> <tr> <td>AR50H Models:</td> <td>-40°C to +42°C (AC)</td> <td>to +40°C (HV)</td> </tr> </table>	AR20H Models:	-40°C to +53°C (AC)	to +48°C (HV)	AR25H Models:	-40°C to +53°C (AC)	to +48°C (HV)	AR30H Models:	-40°C to +53°C (AC)	to +48°C (HV)	AR35H Models:	-40°C to +49°C (AC)	to +40°C (HV)	AR40H Models:	-40°C to +49°C (AC)	to +40°C (HV)	AR45H Models:	-40°C to +42°C (AC)	to +40°C (HV)	AR50H Models:	-40°C to +42°C (AC)	to +40°C (HV)
AR20H Models:	-40°C to +53°C (AC)	to +48°C (HV)																				
AR25H Models:	-40°C to +53°C (AC)	to +48°C (HV)																				
AR30H Models:	-40°C to +53°C (AC)	to +48°C (HV)																				
AR35H Models:	-40°C to +49°C (AC)	to +40°C (HV)																				
AR40H Models:	-40°C to +49°C (AC)	to +40°C (HV)																				
AR45H Models:	-40°C to +42°C (AC)	to +40°C (HV)																				
AR50H Models:	-40°C to +42°C (AC)	to +40°C (HV)																				
CERTIFICATIONS	Certified to UL 1598 & UL 1598A, UL 8750; CSA 22.2 No. 250.0, CSA 22.2 No. 250.13;																					
INGRESS PROTECTION	IP66/67 Suitable for wet locations. Marine outside type (salt water).																					
COLOUR TEMP RANGE	50: 5000K Special Order: 2700-6500K																					
CRI VALUE (MIN)	50: 70 Special Order: 90+																					
TOTAL LUMENS	See CHART on Page 2																					
LUMEN MAINTENANCE	LM-80 > 100,000 hrs (Based on CREE long term testing)																					
WEIGHT	16.4 kg 36 lbs																					

* The ambient temperature during lifetime, lumen and chromaticity determination is 25°C ± 1°C

DIMENSIONS



WARRANTY

Five (5) year limited warranty to the original purchaser. The warranty covers defects in materials and workmanship under normal use and service.

For additional information see:
<https://nemalux.com/legal>

ELECTRICAL RATINGS

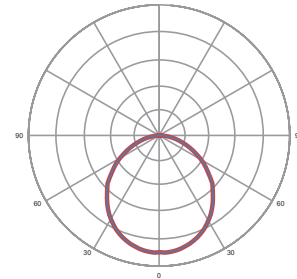
AC MODELS (5000K CCT)
 120-277 VAC Input Range
 50/60 Hz Frequency

MODEL	CURRENT [A]	WATTAGE [W]
AR20H	1.0A / 0.5A	130
AR25H	1.3A / 0.6A	150
AR30H	1.5A / 0.7A	190
AR35H	1.7A / 0.8A	210
AR40H	2.0A / 0.9A	250
AR45H	2.3A / 1.0A	275
AR50H	2.4A / 1.0A	290

HV MODELS (5000K CCT)
 347-480 VAC Input Range
 50/60 Hz Frequency

MODEL	CURRENT [A]	WATTAGE [W]
AR20H	0.4A / 0.3A	130
AR25H	0.5A / 0.4A	150
AR30H	0.6A / 0.4A	190
AR35H	0.6A / 0.5A	210
AR40H	0.8A / 0.6A	250
AR45H	0.8A / 0.6A	275
AR50H	0.9A / 0.6A	290

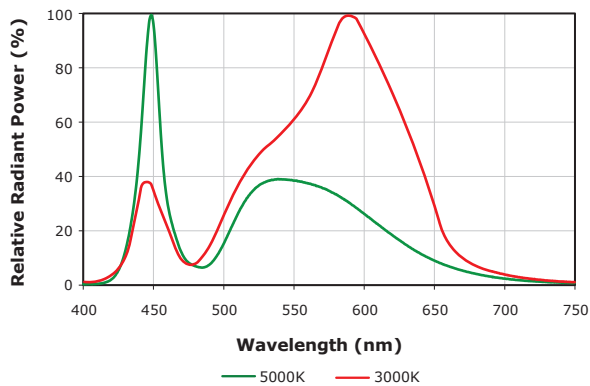
OPTIC OPTIONS



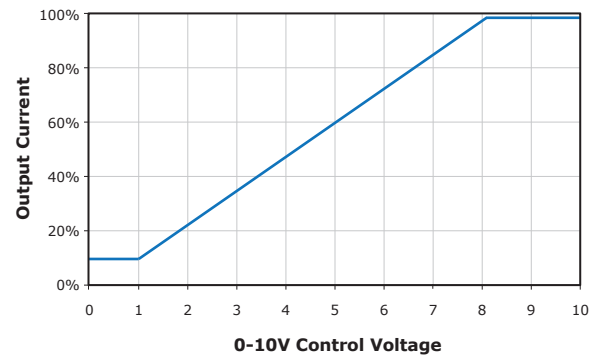
WC - Wide Beam (No Optics)

MODEL	LUMENS	LUMENS/WATT
AR20H	21890	168
AR25H	25393	169
AR30H	32289	170
AR35H	35684	170
AR40H	42373	169
AR45H	45490	165
AR50H	48940	164

PHOTOMETRICS



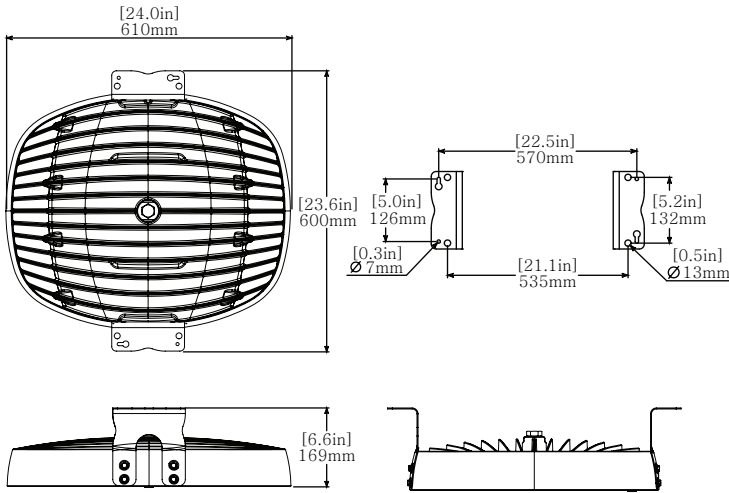
DIMMING



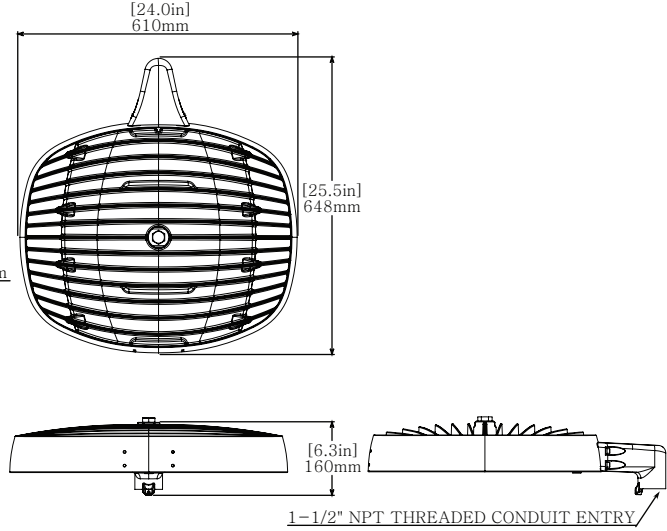
- Driver will source a maximum of 200uA for control needs
- Controller must sink current from the 0-10V control leads

MOUNTING OPTIONS (Ordered Separately)

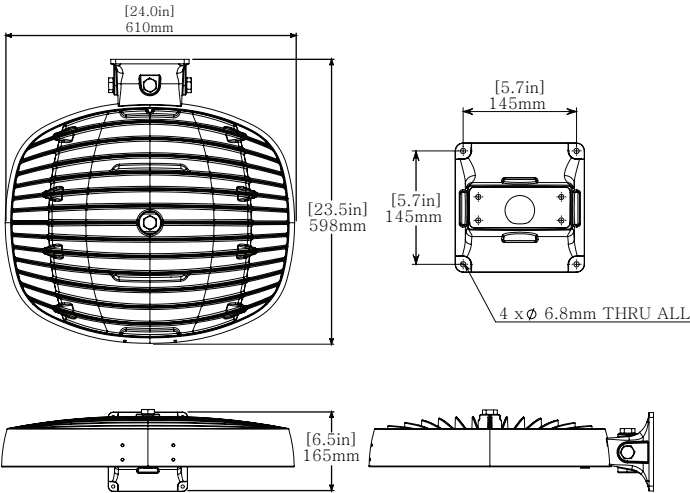
SURFACE/SUSPENDED MOUNT (AR-SM): 16.8 kg | 37 lbs



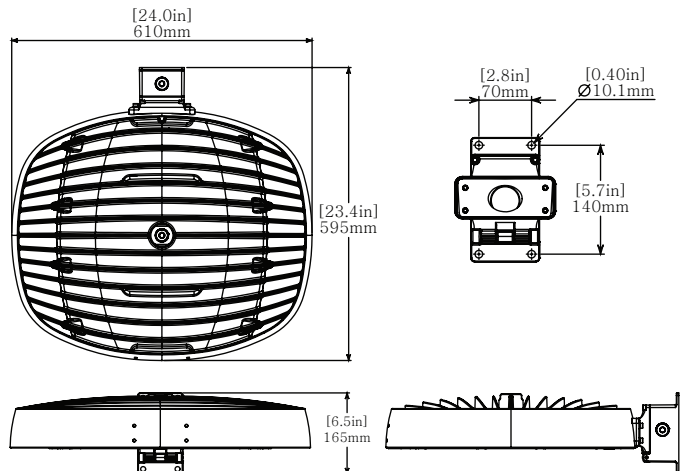
POLE MOUNT (AR-PM): 17.3 kg | 38 lbs | EPA: 0.07 m² / 0.72 ft²



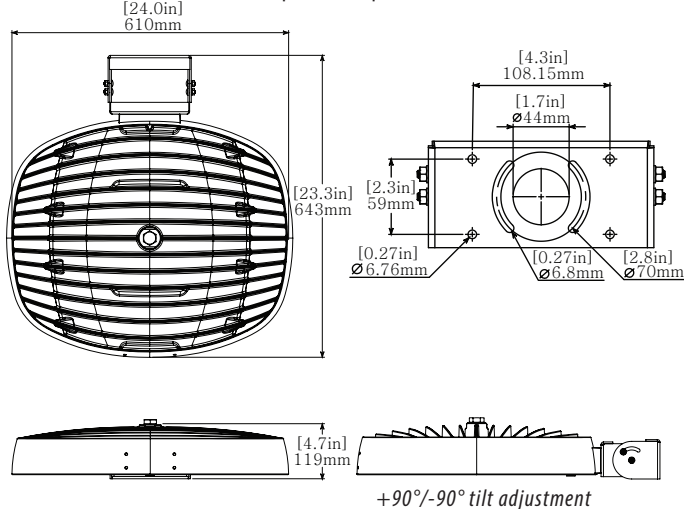
WALL MOUNT (AR-WM): 17.8 kg | 39.0 lbs



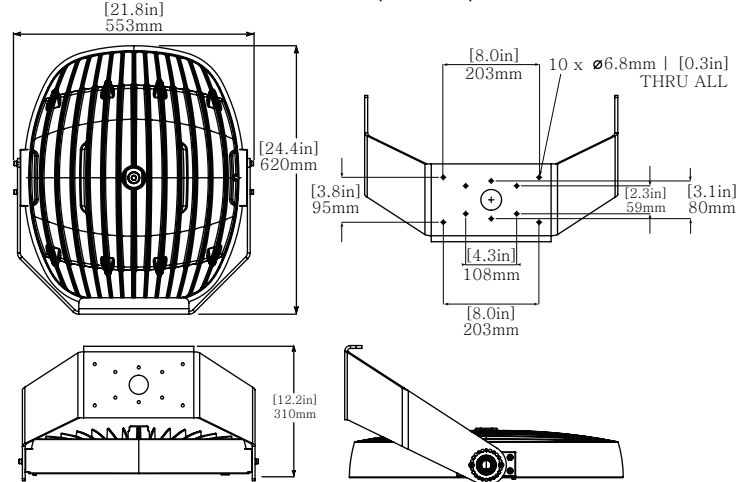
WALL MOUNT 2 (AR-WM2): 17.6 kg | 38.5 lbs



YOKE MOUNT (AR-YM): 18.0 kg | 39.6 lbs | EPA: 0.28 m² / 3.06 ft²

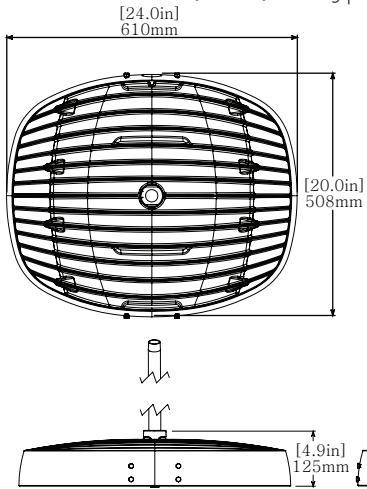


HIGH VIBRATION YOKE (AR-YK): 23.8 kg | 52.5 lbs | EPA: 0.37 m² / 3.97 ft²

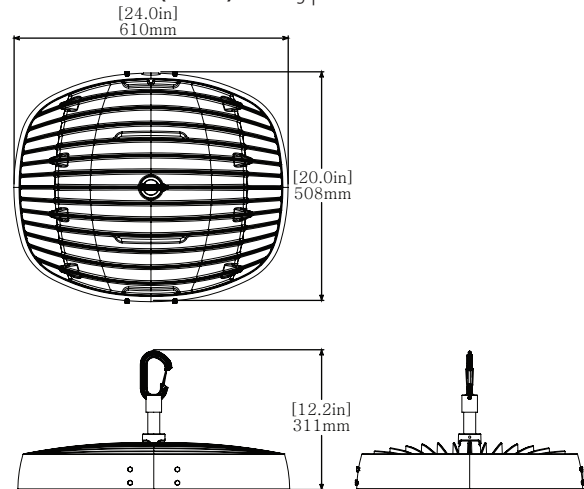


MOUNTING OPTIONS (Ordered Separately)

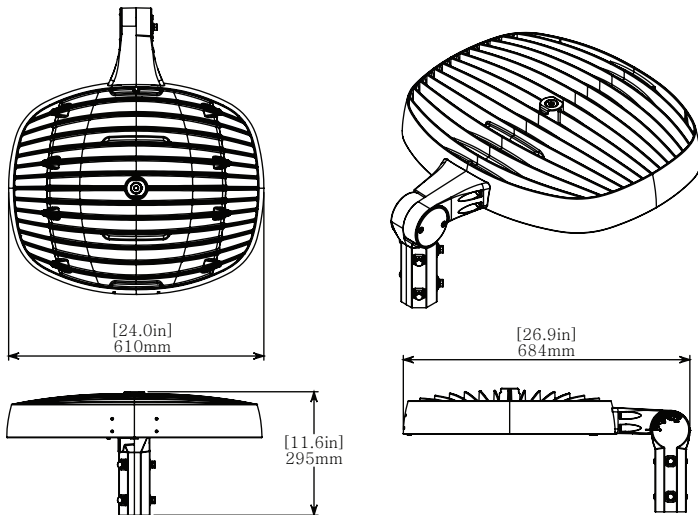
CONDUIT MOUNT (AR-CM): 16.4 kg | 36 lbs



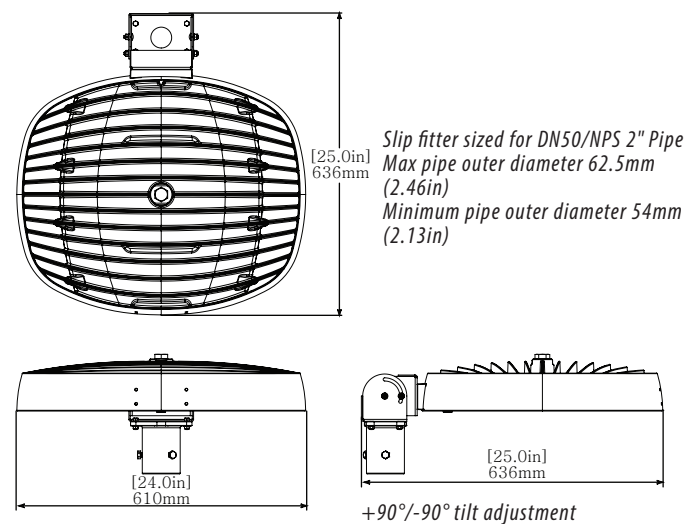
HOOK PENDANT (AR-HK): 16.8 kg | 36.9 lbs



SLIP FITTER YOKE MOUNT (AR-SFY): 18.35 kg | 40.3 lbs | EPA: 0.3 m² / 3.24 ft²

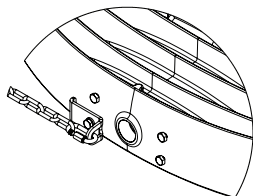


YOKE MOUNT W/ SLIPFITTER (AR-SF): 17.3 kg | 38 lbs



Stepped to accept either 1.5" Trade size (1-13/16" [46mm] to 2" [50mm] OD) & 2" Trade size (2-1/8" [53mm] to 2-7/16" [63mm])

SECONDARY SAFETY KIT (AR-SK-##)



##represents the safety chain length in feet (i.e. 05=5'; 10=10').
Secondary Safety Kit contains bracket, stainless steel chain (1/8 trade size), and two stainless steel oval threaded connecting links.

ORDERING INFORMATION

PROJECT NAME		TYPE
PROJECT LOCATION		
COMMENT		DATE
PREPARED BY		

MODEL SELECTOR

Sample Number: AR40H-50-WC-GY-GN-AC

MODEL	COLOUR	OPTIC	FINISH	LOCATION	POWER
-	-	WC	GY	GN	-
AR20H ⁵ AR25H ⁵ AR30H ⁵ AR35H ⁵ AR40H ⁵ AR45H ⁵ AR50H ⁵	50 - 5000K Special Order: 27 - 2700K ^{1,3} 27H - 2700K High CRI ^{1,3} 30 - 3000K ^{1,3} 30H - 3000K High CRI ^{1,3} 35 - 3500K ¹ 35H - 3500K High CRI ¹ 40 - 4000K ¹ 40H - 4000K High CRI ¹ 50H - 5000K High CRI ¹ 57 - 5700K ¹ 57H - 5700K High CRI ¹ 65 - 6500K ¹ 65H - 6500K High CRI ¹	WC - Wide Beam (No optics)	GY - Grey Custom finishes are available. Please contact for details. ¹	GN - General Location	AC - 120-277VAC HV - 347-480VAC

ACCESSORIES (Order Separately)

Sample Number: AR-WM-GY

ACCESSORY	FINISH
-	GY
AR-SM - Surface Mount ² AR-WM - Wall Mount ³ AR-WM2 - Wall Mount 2 ³ AR-HK - Hook Pendant Mount AR-PM - Pole Mount ³ AR-YM - Yoke Mount ² AR-YK - High Vibration Yoke Mount ² AR-CM - Conduit Mount ³ AR-SFY - Slip Fitter Yoke Mount AR-SK-## - Secondary Safety Kit ^{2,4} AR-SP-AC - Surge Suppressor ⁶ AR-SP-HV - Surge Suppressor ⁶	GY - Grey Custom finishes available. Please contact for details. ¹

NOTES:

- Minimum order quantities, additional costs and lead times may apply.
- Only available in stainless steel finish.
- IDA Fixture Seal of Approval only applies to fixtures with a CCT of 3000K or less, and have fixed mounts aiming the fixture perpendicular to the ground.
- ## represents the safety chain length in feet (i.e. 05=5'; 10=10').
Secondary Safety Kit contains bracket, stainless steel chain (1/8 trade size), and two stainless steel oval threaded connecting links.

5. DLC Listed models:

DesignLights Consortium (DLC) v5.1 Qualified LED Luminaire Listings			
Model No.	Category	General Application	Classification
AR10-50-WC-xx-xx-AC	Outdoor Luminaires	High Output	DLC Premium
	Indoor Luminaires	High-Bay	DLC Standard
AR15-50-WC-xx-xx-[AC,HV]	Outdoor Luminaires	High Output	DLC Premium
	Indoor Luminaires	High-Bay	DLC Standard
AR20-50-WC-xx-xx-[AC,HV]	Outdoor Luminaires	High Output	DLC Premium
	Indoor Luminaires	High-Bay	DLC Standard
AR25-50-WC-xx-xx-[AC,HV]	Outdoor Luminaires	High Output	DLC Premium
	Indoor Luminaires	High-Bay	DLC Standard
AR30-50-WC-xx-xx-[AC,HV]	Outdoor Luminaires	Very High Output	DLC Premium
	Indoor Luminaires	High-Bay	DLC Standard

6. Surge Suppressor Options:

AR-SP-AC – 277V FOR USE WITH -AC AR MODELS

-Protects against surges and transients per ANSI C62.41-2002 category C high (10KV, 1.2/50µs & 10KA, 8/20µs) standard Combo waves and (6KV, 100KHz) Ring wave

-Protects against surges and transients per new ANSI C82.77-5 2015 category C high (20KV, 1.2/50µs & 10KA, 8/20µs) standard Combo waves and (6KV, 100KHz) Ring wave

AR-SP-HV – 480V FOR USE WITH -HV AR MODELS

-Protects against surges and transients per ANSI C62.41-2002 category C high (10KV, 1.2/50µs & 10KA, 8/20µs) standard Combo waves and (6KV, 100KHz) Ring wave

-Protects against surges and transients per new ANSI C82.77-5 2015 category C high (20KV, 1.2/50µs & 10KA, 8/20µs) standard Combo waves and (6KV, 100KHz) Ring wave